

BUNDARA DOWNS

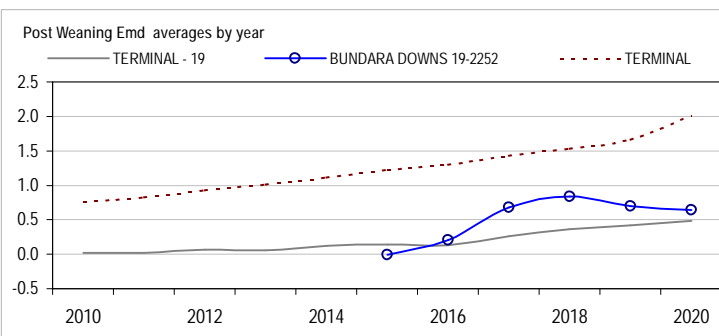
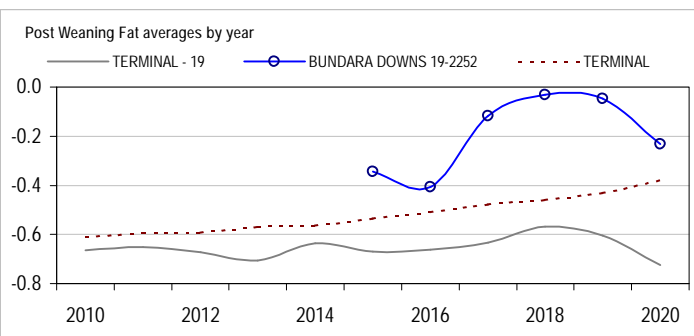
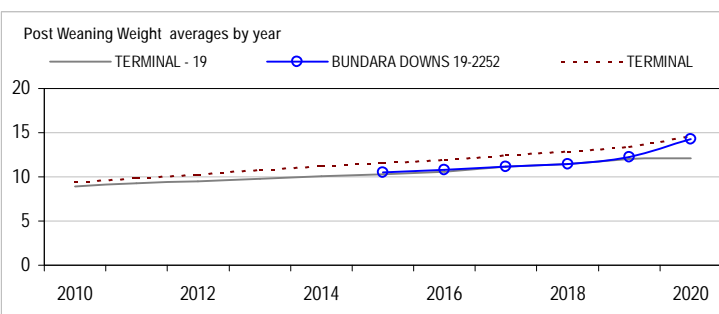
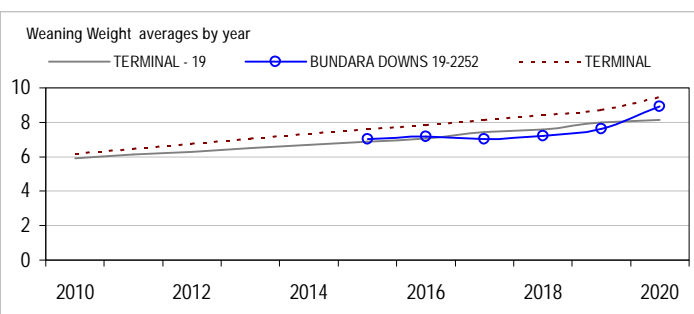
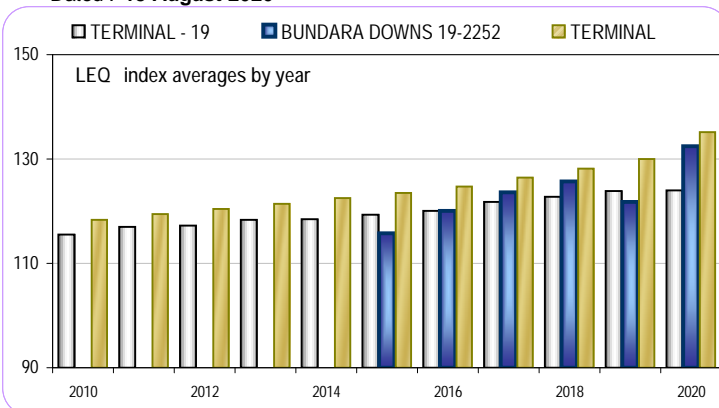
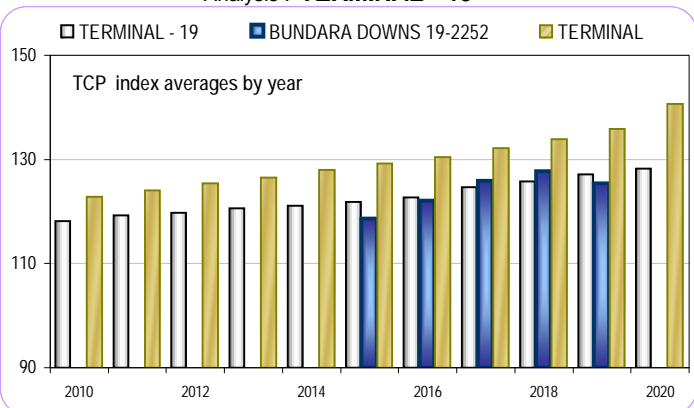
STEVE & ROS FUNKE
19-2252

SHEEP GENETICS

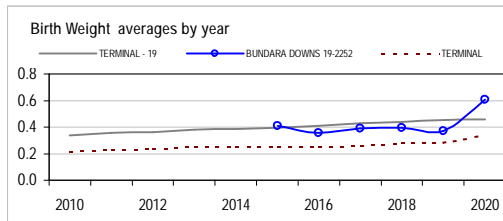


Analysis : **TERMINAL - 19**

Dated : **15 August 2020**



TERMINAL - 19								
	Bwt	Wwt	Pwwt	Pfat	Pemd	TCP	LEQ	Counts
2011	0.36	6.13	9.29	-0.65	0.02	119.3	117.0	4198
2012	0.36	6.29	9.49	-0.67	0.07	119.8	117.3	4140
2013	0.38	6.51	9.78	-0.71	0.05	120.7	118.3	3980
2014	0.38	6.68	10.06	-0.64	0.12	121.1	118.5	4232
2015	0.40	6.86	10.27	-0.67	0.14	121.8	119.3	4827
2016	0.41	7.07	10.59	-0.66	0.14	122.7	120.1	4997
2017	0.43	7.43	11.20	-0.63	0.27	124.7	121.8	5168
2018	0.44	7.59	11.47	-0.57	0.36	125.7	122.7	4834
2019	0.45	7.98	12.05	-0.60	0.42	127.2	123.9	4790
2020	0.46	8.14	12.08	-0.73	0.48	128.2	124.0	726



Reports are prepared using data supplied by breeders and/or accredited operators for the analysis. SheepGenetics cannot guarantee the accuracy of this data. ASBV's are designed to estimate genetic merit of animals from the data supplied. Reports are provided to assist breeders but no liability is accepted for the outcome resulting from the use of this information.

BUNDARA DOWNS 19-2252								
	Bwt	Wwt	Pwwt	Pfat	Pemd	TCP	LEQ	Counts
2011								0
2012								0
2013								0
2014								0
2015	0.41	7.03	10.51	-0.35	-0.01	118.6	115.8	40
2016	0.36	7.16	10.80	-0.41	0.21	122.1	120.0	54
2017	0.39	7.01	11.13	-0.12	0.68	125.9	123.7	54
2018	0.40	7.22	11.48	-0.03	0.84	127.7	125.7	87
2019	0.37	7.64	12.21	-0.05	0.70	125.5	121.8	83
2020	0.61	8.92	14.30	-0.23	0.64	0.0	132.4	1

Linkage Summary	
BUNDARA DOWNS 19-2252	
Weights	Yes
Carcase	Yes
WEC	No
Reproduction	No
Site Code	192252

20-August-2020

