

# BUNDARA DOWNS

STEVE & ROS FUNKE

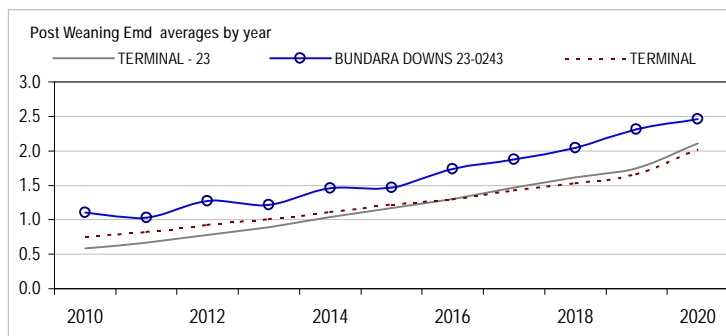
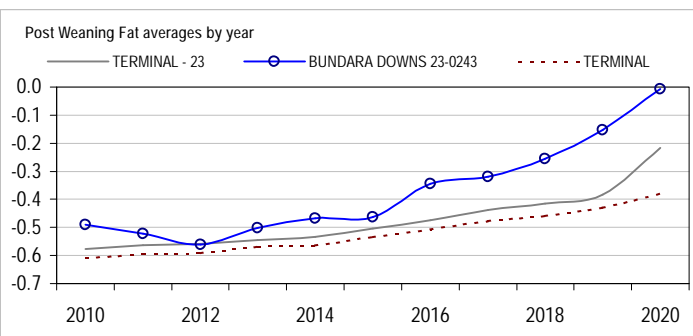
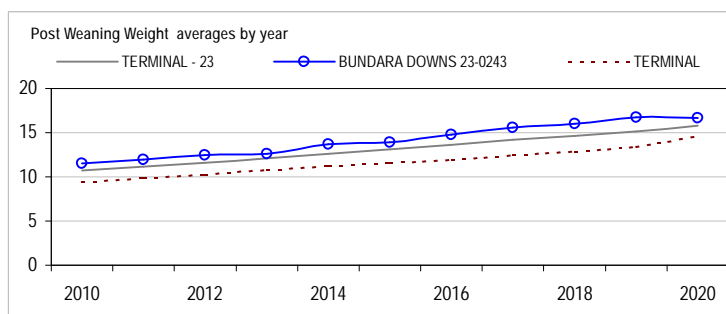
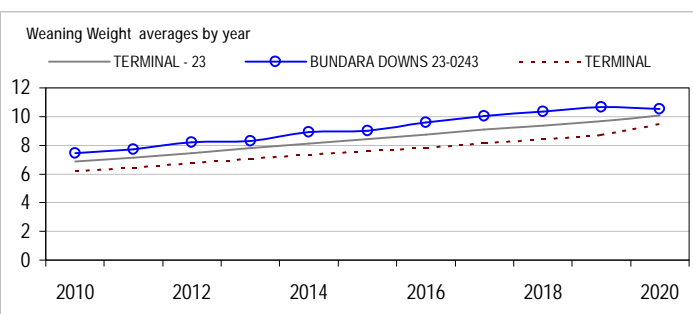
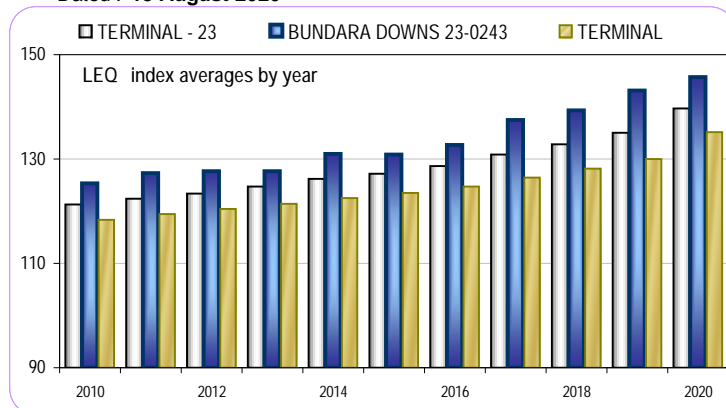
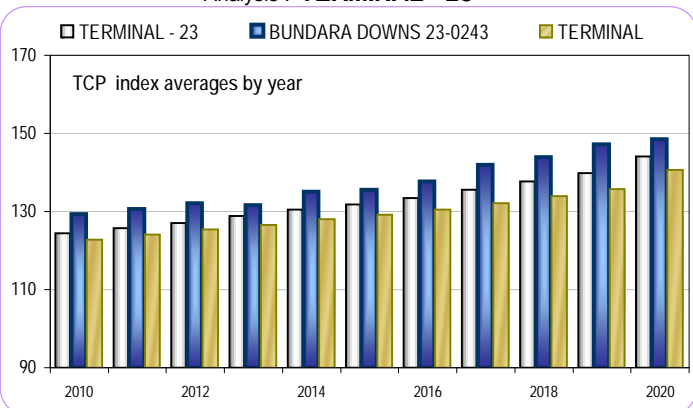
23-0243

# SHEEP GENETICS

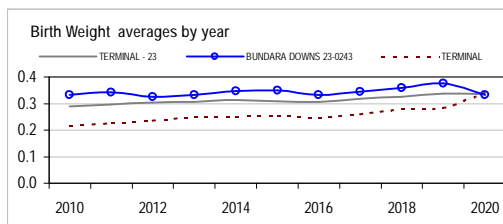


Analysis : **TERMINAL - 23**

Dated : **15 August 2020**



TERMINAL - 23								
	Bwt	Wwt	Pwwt	Pfat	Pemd	TCP	LEQ	Counts
2011	0.30	7.15	11.14	-0.56	0.67	125.8	122.5	48269
2012	0.30	7.47	11.60	-0.56	0.78	127.1	123.4	48400
2013	0.31	7.81	12.13	-0.55	0.89	128.8	124.7	46679
2014	0.31	8.14	12.64	-0.53	1.04	130.5	126.1	45023
2015	0.31	8.42	13.08	-0.51	1.17	131.8	127.2	47205
2016	0.31	8.74	13.60	-0.48	1.30	133.5	128.7	48305
2017	0.32	9.09	14.17	-0.44	1.47	135.6	130.9	54379
2018	0.33	9.38	14.64	-0.42	1.62	137.8	132.8	51659
2019	0.34	9.68	15.11	-0.38	1.75	139.9	135.1	49009
2020	0.33	10.06	15.82	-0.22	2.11	144.1	139.7	11796



Reports are prepared using data supplied by breeders and/or accredited operators for the analysis. SheepGenetics cannot guarantee the accuracy of this data. ASBV's are designed to estimate genetic merit of animals from the data supplied. Reports are provided to assist breeders but no liability is accepted for the outcome resulting from the use of this information.

BUNDARA DOWNS 23-0243								
	Bwt	Wwt	Pwwt	Pfat	Pemd	TCP	LEQ	Counts
2011	0.34	7.71	11.93	-0.52	1.03	130.7	127.4	1014
2012	0.33	8.21	12.50	-0.56	1.27	132.1	127.7	895
2013	0.33	8.31	12.59	-0.50	1.21	131.6	127.6	1007
2014	0.35	8.92	13.67	-0.47	1.46	135.1	131.0	952
2015	0.35	9.00	13.90	-0.46	1.47	135.6	130.9	904
2016	0.33	9.60	14.75	-0.35	1.74	137.7	132.7	924
2017	0.35	10.03	15.61	-0.32	1.87	141.9	137.5	942
2018	0.36	10.34	16.01	-0.26	2.04	144.0	139.3	1156
2019	0.38	10.68	16.73	-0.15	2.31	147.2	143.1	1214
2020	0.33	10.53	16.66	-0.01	2.46	148.5	145.7	583

Linkage Summary	
BUNDARA DOWNS 23-0243	
Weights	Yes
Carcase	Yes
WEC	No
Reproduction	Yes
Site Code	230243

20-August-2020

