

BUNDARA DOWNS

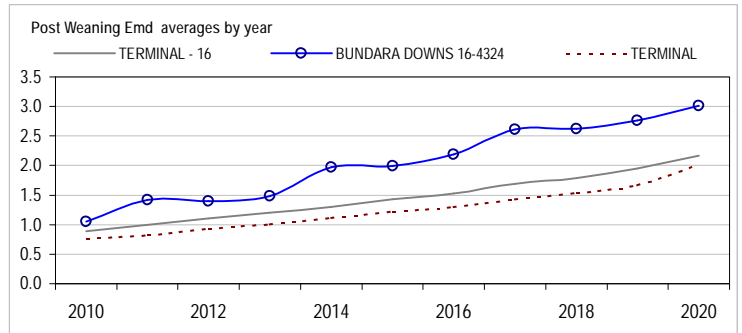
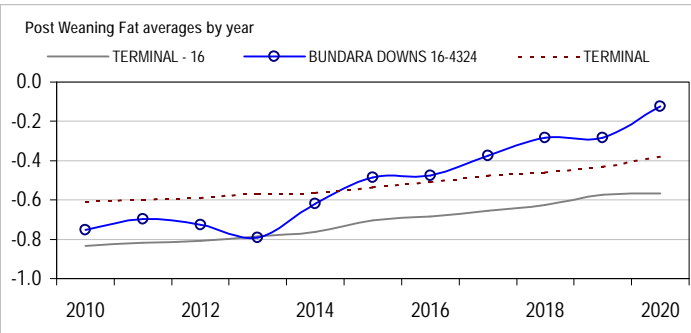
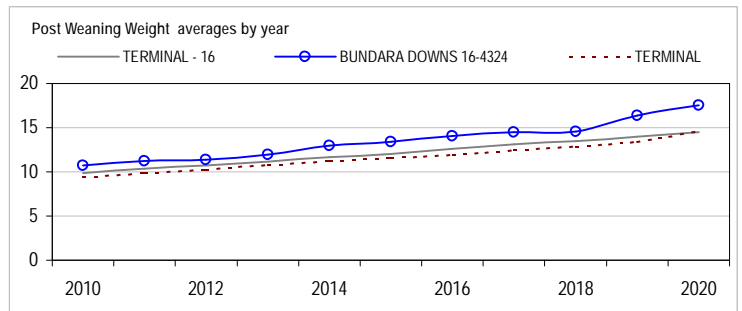
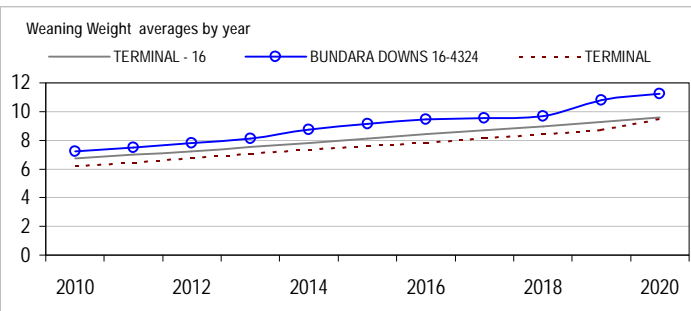
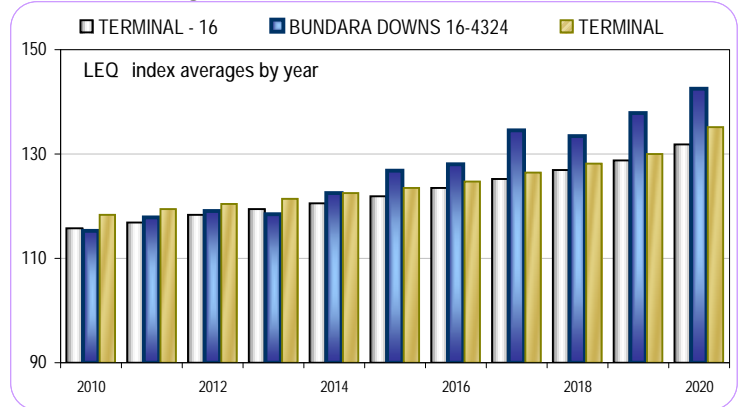
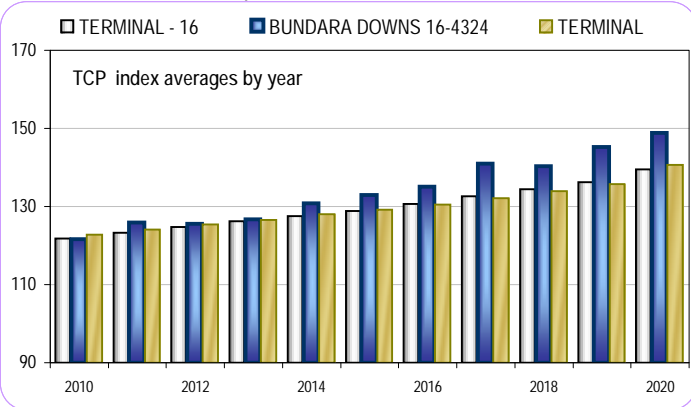
STEVE FUNKE
16-4324

SHEEP GENETICS

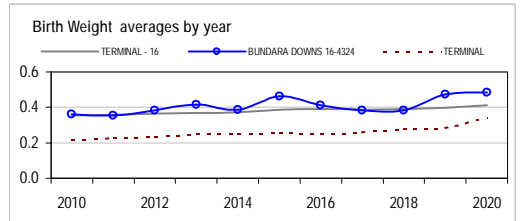


Analysis : **TERMINAL - 16**

Dated : **15 August 2020**



TERMINAL - 16								
	Bwt	Wwt	Pwwt	Pfat	Pemd	TCP	LEQ	Counts
2011	0.36	7.00	10.33	-0.82	0.99	123.3	116.9	48499
2012	0.36	7.25	10.71	-0.81	1.11	124.8	118.3	48277
2013	0.37	7.53	11.19	-0.78	1.21	126.2	119.4	47346
2014	0.37	7.83	11.64	-0.76	1.30	127.5	120.6	47205
2015	0.39	8.10	12.06	-0.70	1.43	128.9	121.9	48089
2016	0.39	8.42	12.60	-0.69	1.53	130.7	123.5	47422
2017	0.39	8.70	13.08	-0.65	1.69	132.7	125.3	48917
2018	0.39	8.98	13.48	-0.62	1.79	134.4	127.0	46078
2019	0.40	9.26	13.95	-0.57	1.95	136.2	128.7	42628
2020	0.41	9.59	14.52	-0.57	2.17	139.5	131.9	11065



Reports are prepared using data supplied by breeders and/or accredited operators for the analysis. SheepGenetics cannot guarantee the accuracy of this data. ASBV's are designed to estimate genetic merit of animals from the data supplied. Reports are provided to assist breeders but no liability is accepted for the outcome resulting from the use of this information.

BUNDARA DOWNS 16-4324								
	Bwt	Wwt	Pwwt	Pfat	Pemd	TCP	LEQ	Counts
2011	0.36	7.50	11.26	-0.70	1.42	125.9	117.9	353
2012	0.38	7.81	11.37	-0.73	1.40	125.5	119.0	310
2013	0.41	8.13	11.98	-0.79	1.48	126.8	118.5	375
2014	0.39	8.73	12.96	-0.62	1.97	130.8	122.5	385
2015	0.46	9.14	13.43	-0.49	2.00	133.0	126.8	333
2016	0.41	9.44	14.08	-0.48	2.19	135.1	128.0	404
2017	0.38	9.55	14.52	-0.37	2.61	141.0	134.6	441
2018	0.38	9.67	14.53	-0.28	2.63	140.3	133.4	612
2019	0.48	10.80	16.40	-0.28	2.76	145.3	137.8	607
2020	0.48	11.24	17.57	-0.12	3.01	148.9	142.5	274

Linkage Summary	
BUNDARA DOWNS 16-4324	
Weights	Yes
Carcase	Yes
WEC	No
Reproduction	No
Site Code	164324

20-August-2020

